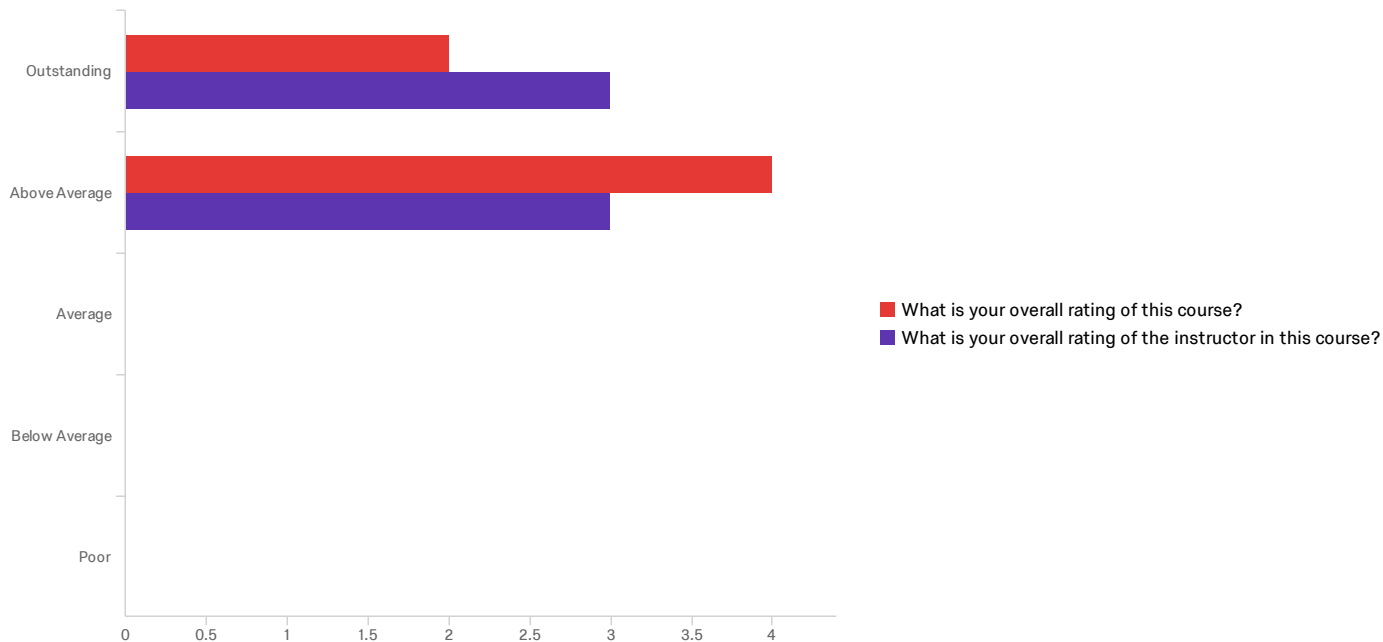


# Default Report

PhD Mathcamp 2019

September 12, 2019 4:33 PM MDT

## Overall Rating - Overall Rating



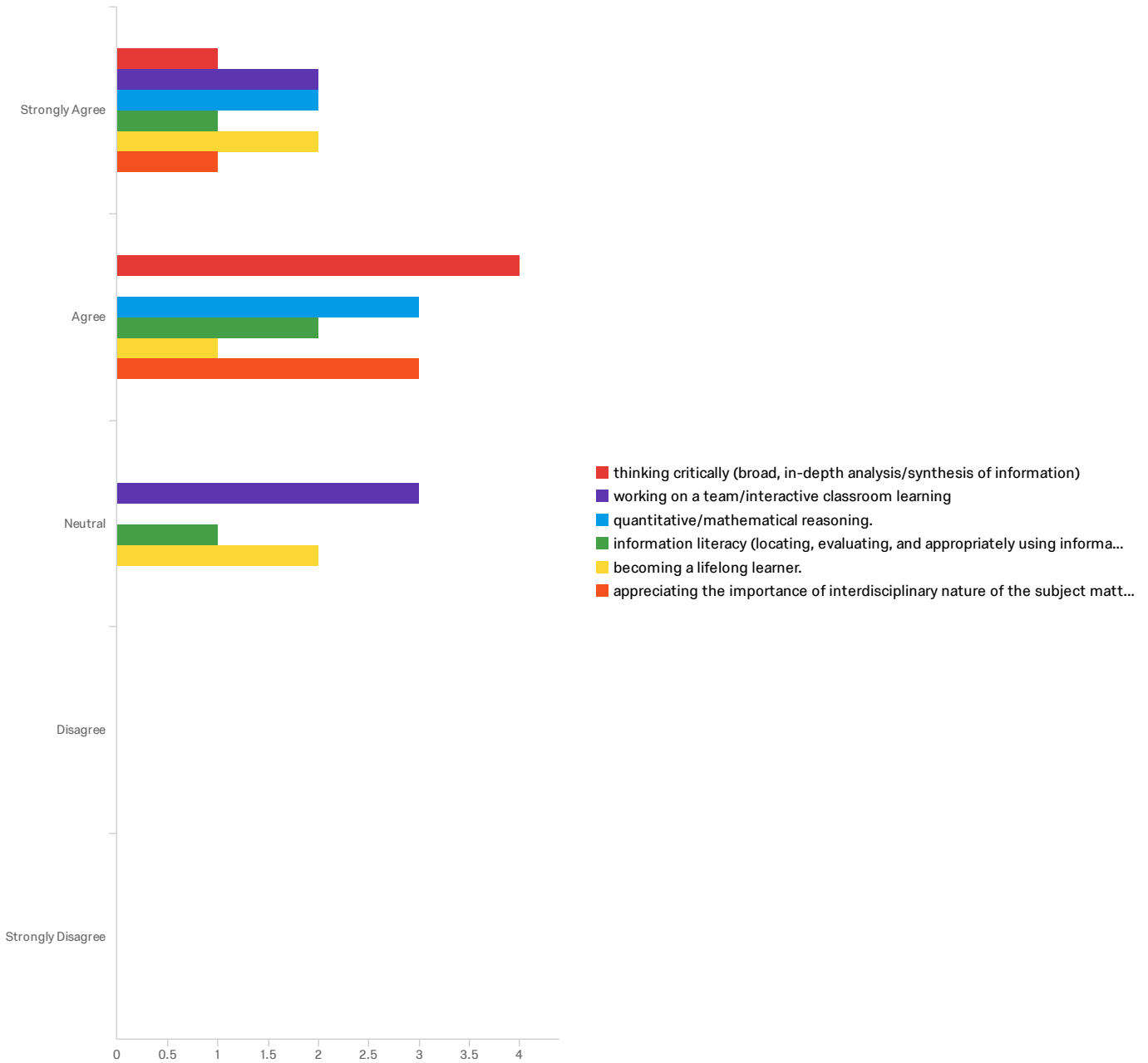
#	Field	Minimum	Maximum	Mean	Std Deviation	Variance	Count
1	What is your overall rating of this course?	4.00	5.00	4.33	0.47	0.22	6
2	What is your overall rating of the instructor in this course?	4.00	5.00	4.50	0.50	0.25	6

#	Field	Outstanding	Above Average	Average	Below Average	Poor	Total
1	What is your overall rating of this course?	33.33% 2	66.67% 4	0.00% 0	0.00% 0	0.00% 0	6
2	What is your overall rating of the instructor in this course?	50.00% 3	50.00% 3	0.00% 0	0.00% 0	0.00% 0	6

Showing rows 1 - 2 of 2

Q1 - How strongly do you agree with each statement about this course? This section of

the course positively affected my skills in...



#	Field	Minimum	Maximum	Mean	Std Deviation	Variance	Count
1	thinking critically (broad, in-depth analysis/synthesis of information)	4.00	5.00	4.20	0.40	0.16	5
2	working on a team/interactive classroom learning	3.00	5.00	3.80	0.98	0.96	5

#	Field	Minimum	Maximum	Mean	Std Deviation	Variance	Count
3	quantitative/mathematical reasoning.	4.00	5.00	4.40	0.49	0.24	5
4	information literacy (locating, evaluating, and appropriately using information)	3.00	5.00	4.00	0.71	0.50	4
5	becoming a lifelong learner.	3.00	5.00	4.00	0.89	0.80	5
6	appreciating the importance of interdisciplinary nature of the subject matter	4.00	5.00	4.25	0.43	0.19	4

#	Field	Strongly Agree	Agree	Neutral	Disagree	Strongly Disagree	Total
1	thinking critically (broad, in-depth analysis/synthesis of information)	20.00% 1	80.00% 4	0.00% 0	0.00% 0	0.00% 0	5
2	working on a team/interactive classroom learning	40.00% 2	0.00% 0	60.00% 3	0.00% 0	0.00% 0	5
3	quantitative/mathematical reasoning.	40.00% 2	60.00% 3	0.00% 0	0.00% 0	0.00% 0	5
4	information literacy (locating, evaluating, and appropriately using information)	25.00% 1	50.00% 2	25.00% 1	0.00% 0	0.00% 0	4
5	becoming a lifelong learner.	40.00% 2	20.00% 1	40.00% 2	0.00% 0	0.00% 0	5
6	appreciating the importance of interdisciplinary nature of the subject matter	25.00% 1	75.00% 3	0.00% 0	0.00% 0	0.00% 0	4

Showing rows 1 - 6 of 6

## Q1 Comments - Comments

Comments

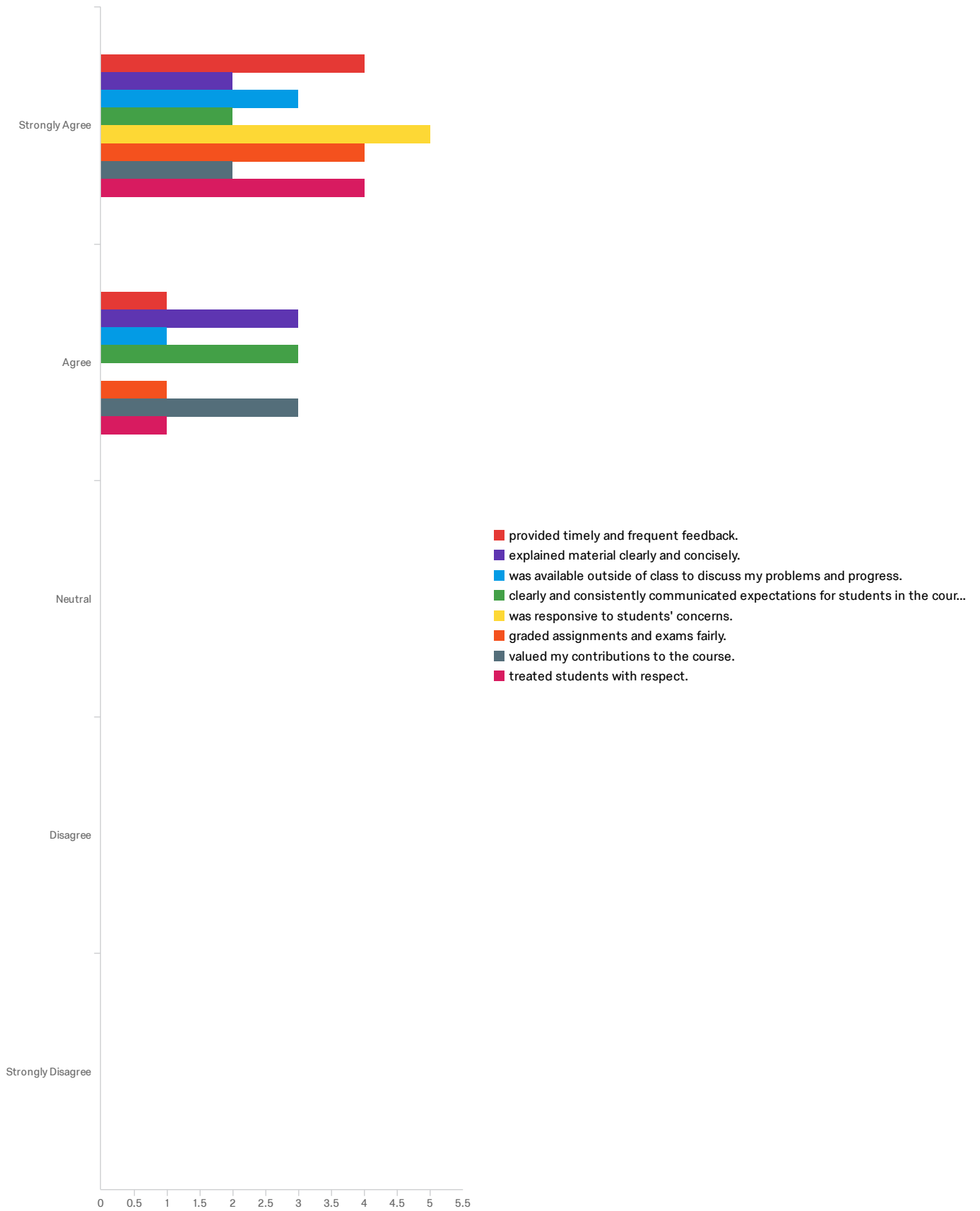
---

Keep up the amazing work Joe!

The professor covered the vast material well. Having studied much of this material previously, I was impressed by his ability to easily convey the quantity of the material presented while highlighting many of the nuances required to apply the material.

Q2 - How strongly do you agree with the following statements relating to the instructor

Joseph Patten? The instructor...



#	Field	Minimum	Maximum	Mean	Std Deviation	Variance	Count
---	-------	---------	---------	------	---------------	----------	-------

#	Field	Minimum	Maximum	Mean	Std Deviation	Variance	Count
1	provided timely and frequent feedback.	4.00	5.00	4.80	0.40	0.16	5
2	explained material clearly and concisely.	4.00	5.00	4.40	0.49	0.24	5
3	was available outside of class to discuss my problems and progress.	4.00	5.00	4.75	0.43	0.19	4
4	clearly and consistently communicated expectations for students in the course.	4.00	5.00	4.40	0.49	0.24	5
5	was responsive to students' concerns.	5.00	5.00	5.00	0.00	0.00	5
6	graded assignments and exams fairly.	4.00	5.00	4.80	0.40	0.16	5
7	valued my contributions to the course.	4.00	5.00	4.40	0.49	0.24	5
8	treated students with respect.	4.00	5.00	4.80	0.40	0.16	5

#	Field	Strongly Agree	Agree	Neutral	Disagree	Strongly Disagree	Total
1	provided timely and frequent feedback.	80.00% 4	20.00% 1	0.00% 0	0.00% 0	0.00% 0	5
2	explained material clearly and concisely.	40.00% 2	60.00% 3	0.00% 0	0.00% 0	0.00% 0	5
3	was available outside of class to discuss my problems and progress.	75.00% 3	25.00% 1	0.00% 0	0.00% 0	0.00% 0	4
4	clearly and consistently communicated expectations for students in the course.	40.00% 2	60.00% 3	0.00% 0	0.00% 0	0.00% 0	5
5	was responsive to students' concerns.	100.00% 5	0.00% 0	0.00% 0	0.00% 0	0.00% 0	5
6	graded assignments and exams fairly.	80.00% 4	20.00% 1	0.00% 0	0.00% 0	0.00% 0	5
7	valued my contributions to the course.	40.00% 2	60.00% 3	0.00% 0	0.00% 0	0.00% 0	5
8	treated students with respect.	80.00% 4	20.00% 1	0.00% 0	0.00% 0	0.00% 0	5

Showing rows 1 - 8 of 8

# Q2 Comments - Comments

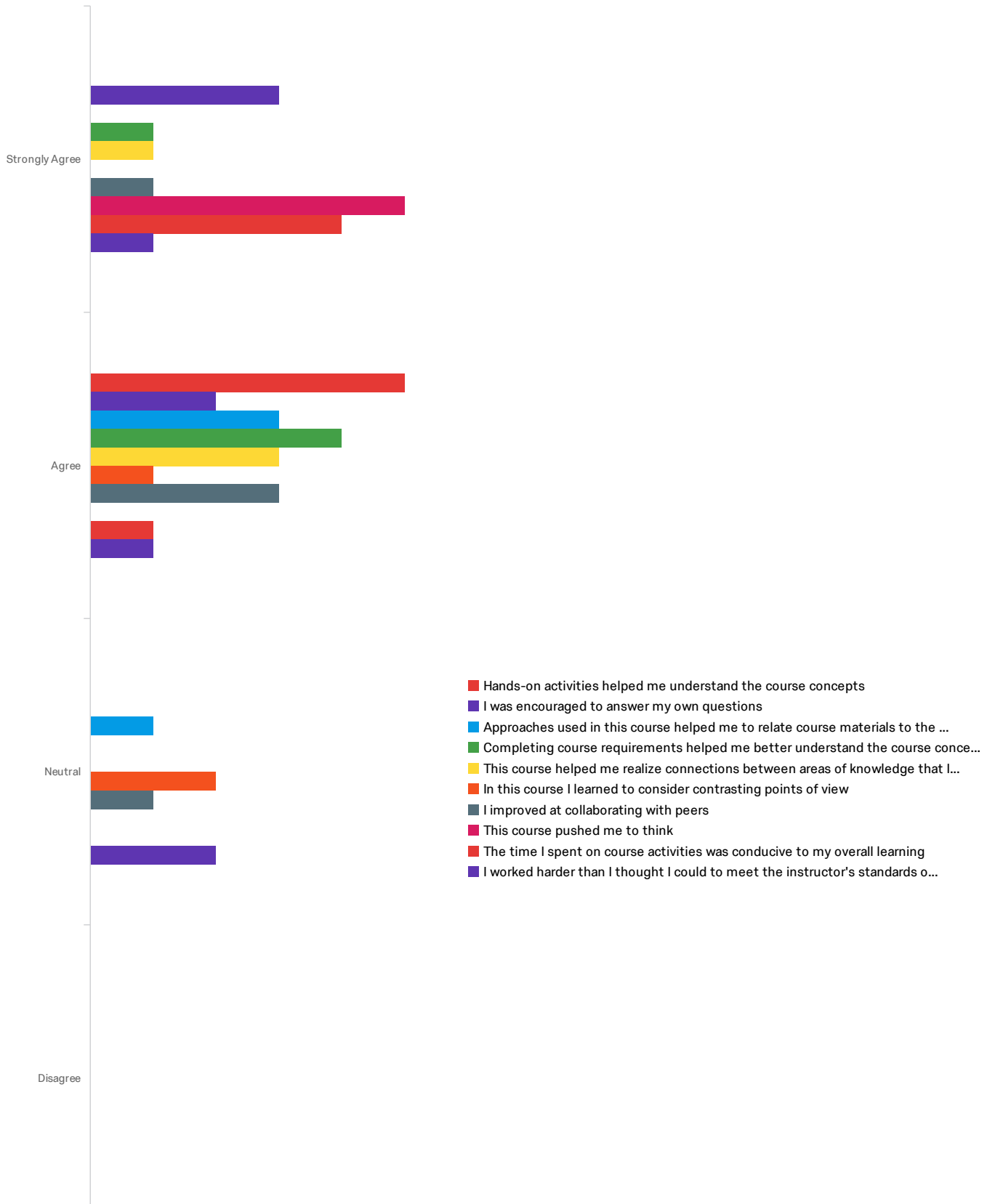
Comments

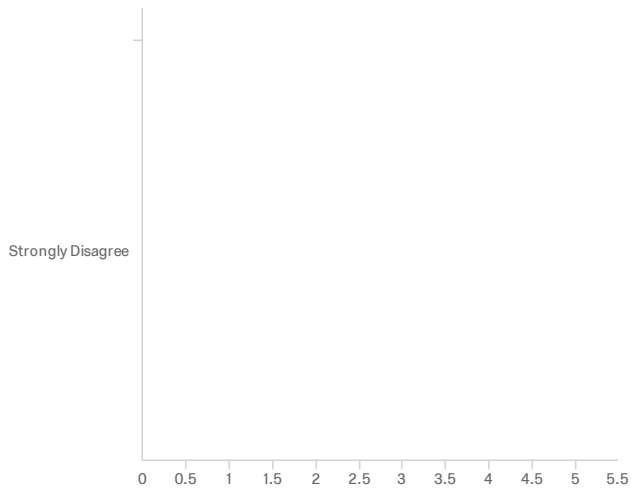
---



### Q3 - How strongly do you agree with the following statements about this course? In this

course...





#	Field	Minimum	Maximum	Mean	Std Deviation	Variance	Count
1	Hands-on activities helped me understand the course concepts	4.00	4.00	4.00	0.00	0.00	5
2	I was encouraged to answer my own questions	4.00	5.00	4.60	0.49	0.24	5
3	Approaches used in this course helped me to relate course materials to the real world	3.00	4.00	3.75	0.43	0.19	4
4	Completing course requirements helped me better understand the course concepts	4.00	5.00	4.20	0.40	0.16	5
5	This course helped me realize connections between areas of knowledge that I hadn't appreciated before	4.00	5.00	4.25	0.43	0.19	4
6	In this course I learned to consider contrasting points of view	3.00	4.00	3.33	0.47	0.22	3
7	I improved at collaborating with peers	3.00	5.00	4.00	0.63	0.40	5
8	This course pushed me to think	5.00	5.00	5.00	0.00	0.00	5
9	The time I spent on course activities was conducive to my overall learning	4.00	5.00	4.80	0.40	0.16	5
10	I worked harder than I thought I could to meet the instructor's standards or expectations	3.00	5.00	3.75	0.83	0.69	4

#	Field	Strongly Agree	Agree	Neutral	Disagree	Strongly Disagree	Total
1	Hands-on activities helped me understand the course concepts	0.00% 0	100.00% 5	0.00% 0	0.00% 0	0.00% 0	5
2	I was encouraged to answer my own questions	60.00% 3	40.00% 2	0.00% 0	0.00% 0	0.00% 0	5

#	Field	Strongly Agree	Agree	Neutral	Disagree	Strongly Disagree	Total
3	Approaches used in this course helped me to relate course materials to the real world	0.00% 0	75.00% 3	25.00% 1	0.00% 0	0.00% 0	4
4	Completing course requirements helped me better understand the course concepts	20.00% 1	80.00% 4	0.00% 0	0.00% 0	0.00% 0	5
5	This course helped me realize connections between areas of knowledge that I hadn't appreciated before	25.00% 1	75.00% 3	0.00% 0	0.00% 0	0.00% 0	4
6	In this course I learned to consider contrasting points of view	0.00% 0	33.33% 1	66.67% 2	0.00% 0	0.00% 0	3
7	I improved at collaborating with peers	20.00% 1	60.00% 3	20.00% 1	0.00% 0	0.00% 0	5
8	This course pushed me to think	100.00% 5	0.00% 0	0.00% 0	0.00% 0	0.00% 0	5
9	The time I spent on course activities was conducive to my overall learning	80.00% 4	20.00% 1	0.00% 0	0.00% 0	0.00% 0	5
10	I worked harder than I thought I could to meet the instructor's standards or expectations	25.00% 1	25.00% 1	50.00% 2	0.00% 0	0.00% 0	4

Showing rows 1 - 10 of 10

## Q3 Comments - Comments

Comments

---

It was a review of mathematics for economists and was well structured and focused towards that end.

## Q4 - What worked well for your learning in this course?

What worked well for your learning in this course?

---

The lectures were well made and conveyed.

The instructor was diligent with writing out information on the whiteboard, which was helpful for visualizing what I was learning and for taking notes.

Lecture notes, in class problems, and homeworks.

Doing the homework assignments in groups.

## Q5 - What didn't work well for your learning in this course?

What didn't work well for your learning in this course?

---

N/A

Nothing I can think of!

The pace was a bit fast towards the end.

Q6 - Comments on the value of the resources used in this course (e.g., handouts, overheads, Powerpoints, textbooks, and others).

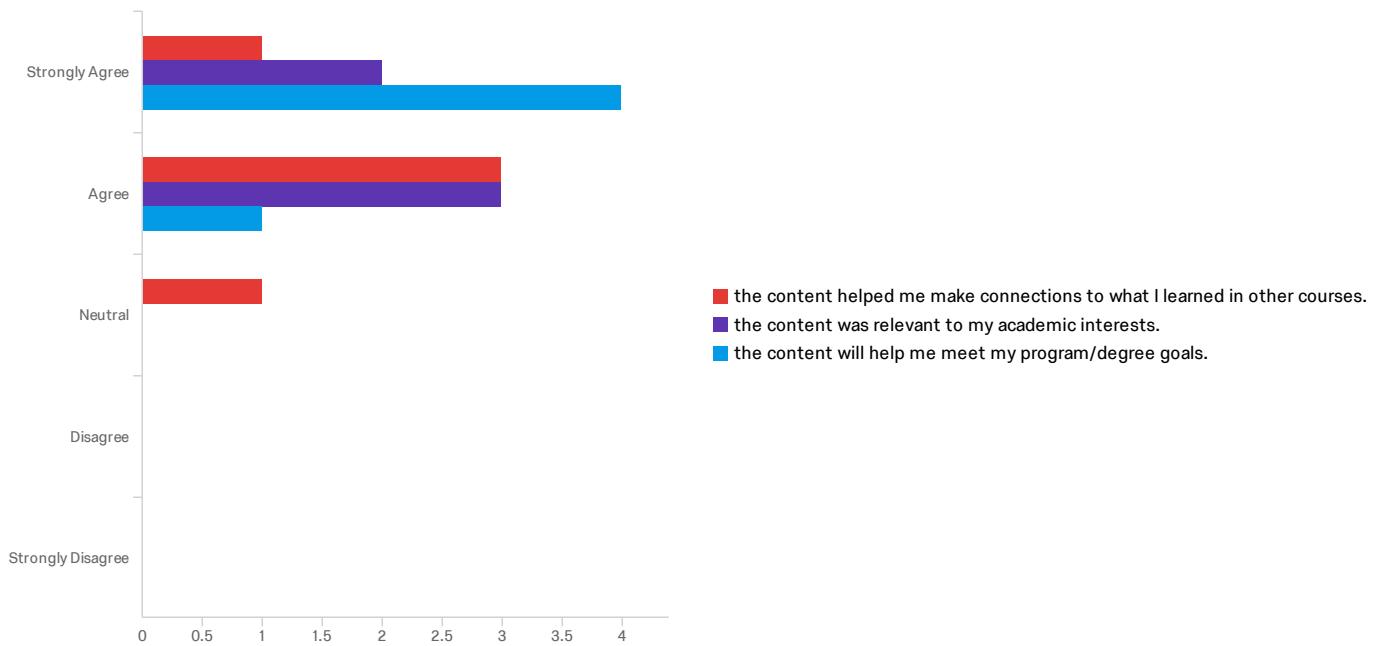
Comments on the value of the resources used in this course (e.g., handouts,...

---

The lecture notes could be a little bit more in depth.

None.

## Q7 - How strongly do you agree with each statement about this course? In this course...



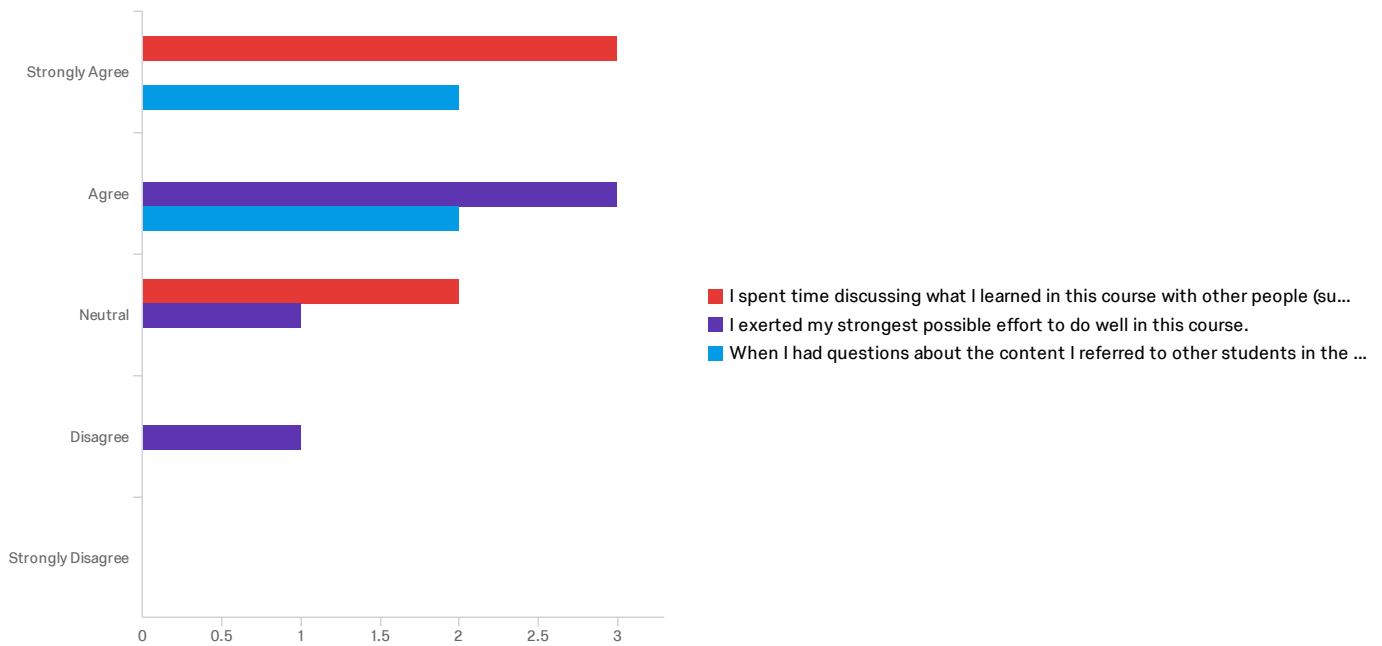
#	Field	Minimum	Maximum	Mean	Std Deviation	Variance	Count
1	the content helped me make connections to what I learned in other courses.	3.00	5.00	4.00	0.63	0.40	5
2	the content was relevant to my academic interests.	4.00	5.00	4.40	0.49	0.24	5
3	the content will help me meet my program/degree goals.	4.00	5.00	4.80	0.40	0.16	5

#	Field	Strongly Agree	Agree	Neutral	Disagree	Strongly Disagree	Total
1	the content helped me make connections to what I learned in other courses.	20.00% 1	60.00% 3	20.00% 1	0.00% 0	0.00% 0	5
2	the content was relevant to my academic interests.	40.00% 2	60.00% 3	0.00% 0	0.00% 0	0.00% 0	5
3	the content will help me meet my program/degree goals.	80.00% 4	20.00% 1	0.00% 0	0.00% 0	0.00% 0	5

Showing rows 1 - 3 of 3



## Q8 - How strongly do you agree with the following statements?



#	Field	Minimum	Maximum	Mean	Std Deviation	Variance	Count
1	I spent time discussing what I learned in this course with other people (such as students, friends, family).	3.00	5.00	4.20	0.98	0.96	5
2	I exerted my strongest possible effort to do well in this course.	2.00	4.00	3.40	0.80	0.64	5
3	When I had questions about the content I referred to other students in the course.	4.00	5.00	4.50	0.50	0.25	4

#	Field	Strongly Agree	Agree	Neutral	Disagree	Strongly Disagree	Total
1	I spent time discussing what I learned in this course with other people (such as students, friends, family).	60.00% 3	0.00% 0	40.00% 2	0.00% 0	0.00% 0	5
2	I exerted my strongest possible effort to do well in this course.	0.00% 0	60.00% 3	20.00% 1	20.00% 1	0.00% 0	5
3	When I had questions about the content I referred to other students in the course.	50.00% 2	50.00% 2	0.00% 0	0.00% 0	0.00% 0	4

Showing rows 1 - 3 of 3

Q9 - What are your views on the learning responsibilities between you and your professor (or T/A, lab assistant, facilitator, etc.)?

What are your views on the learning responsibilities between you and your p...

---

The instructor was relaxed, confident, and knowledgeable. Did not judge students for any question.

Both sides must put in good effort when learning/teaching.

## Q10 - What suggestions of changes, if any, would you make to improve this course?

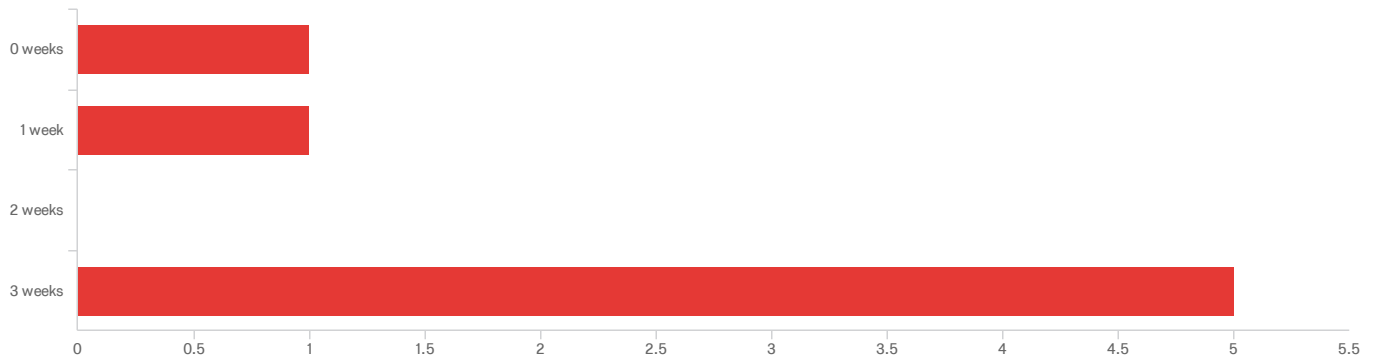
What suggestions of changes, if any, would you make to improve this course?

---

N/A

I do not have any, keep up the good work Joe!

## Q21 - How many weeks did you attend mathcamp in the classroom?



#	Field	Minimum	Maximum	Mean	Std Deviation	Variance	Count
1	How many weeks did you attend mathcamp in the classroom?	1.00	4.00	3.29	1.16	1.35	7

#	Field	Choice Count
1	0 weeks	14.29% 1
2	1 week	14.29% 1
3	2 weeks	0.00% 0
4	3 weeks	71.43% 5

7

Showing rows 1 - 5 of 5

**End of Report**